

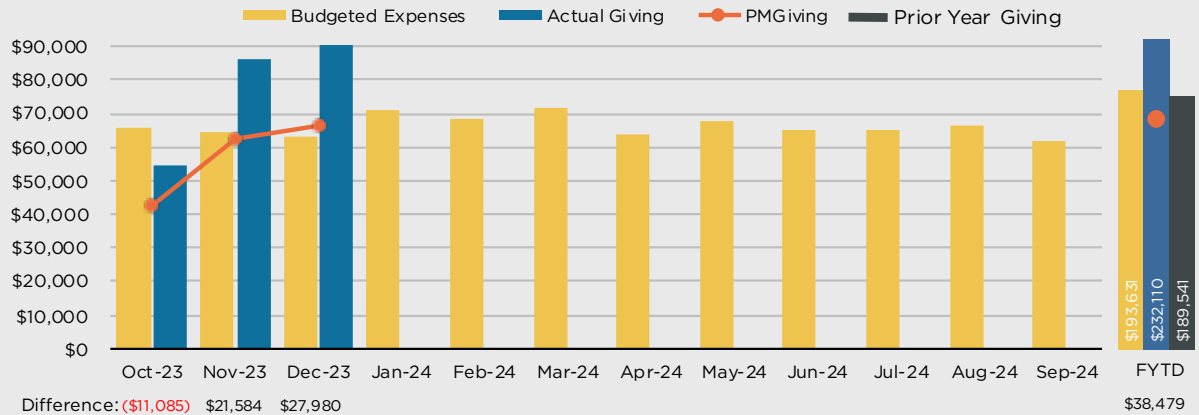
Financial Snapshot for the Participating Members

DEC 2023

Giving to the Mission

In order to fund the Warehouse 242 mission in 2023-2024, our Elders have established an expense budget net of other income of \$794,000.

MONTHLY GIVING / FY 2023 - 24



Giving by our Participating Members

Participating Members are our committed core who have completed the Loading Dock class and resolved to financially invest in the mission of Warehouse242.

Our goal is to have 100% participation in funding the mission.

A Participating Member unit is an individual or a couple.

181
Participating Members
DEC 23

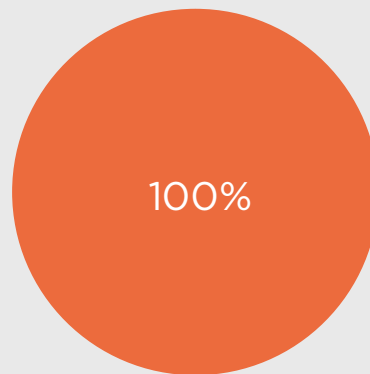
115
Participating Member
Giving Units

74
PM Giving Units
Contributed

64%
Gave to the Mission
in DEC 23

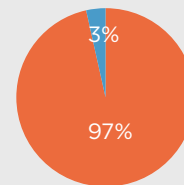
62% **59%**
NOV 23 OCT 23

Portion of Budgeted Expenses Funded by the Participating Membership

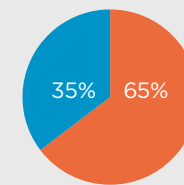


DEC 2023

● Funded by Participating Members
● Gap between PM Giving & Budgeted Expenses



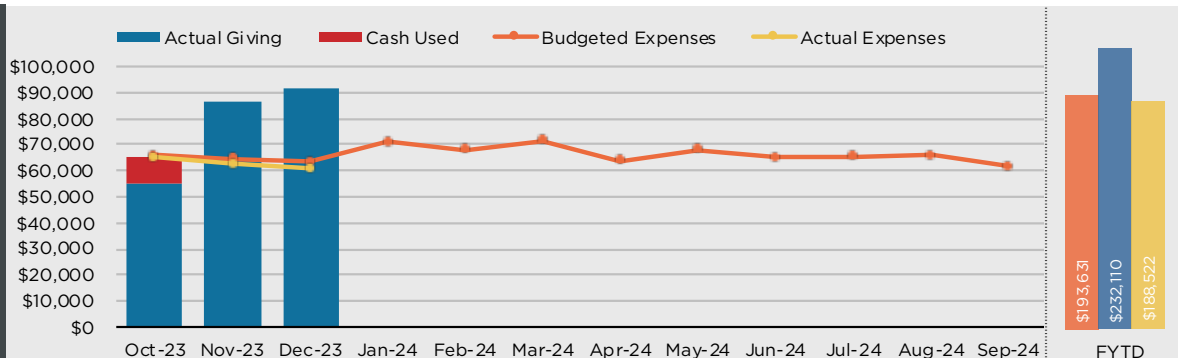
NOV 2023



OCT 2023

Cash Flow

Our goal is to have monthly giving meet or exceed our monthly budgeted expenses.

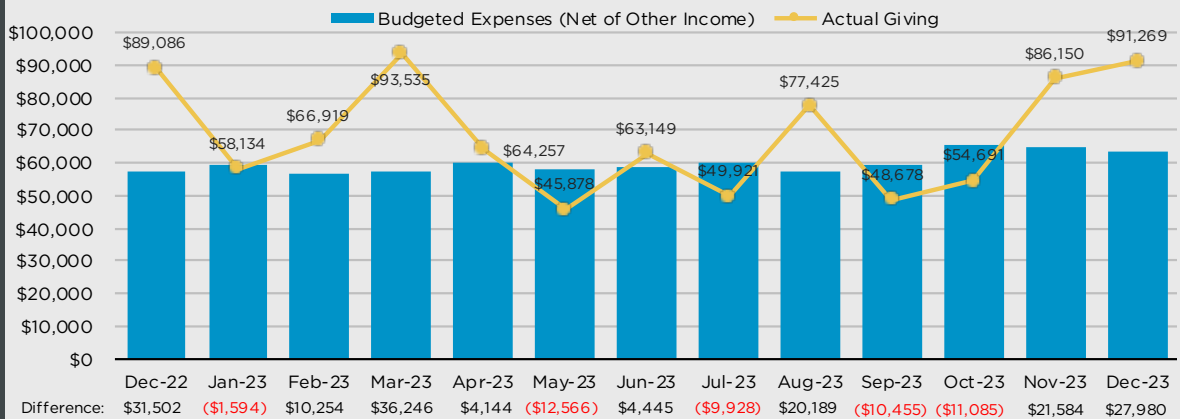


Financial Snapshot Expanded Information

DEC 2023

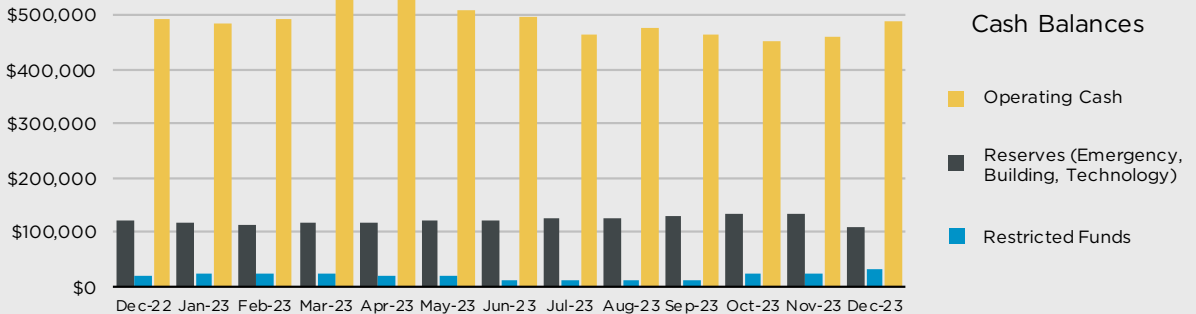
13-Month Giving Trends

This data reflects the 13-month trending of both Actual Giving versus Budgeted Expenses. This should assist in understanding the regular yearly fluctuations in giving and spending patterns.

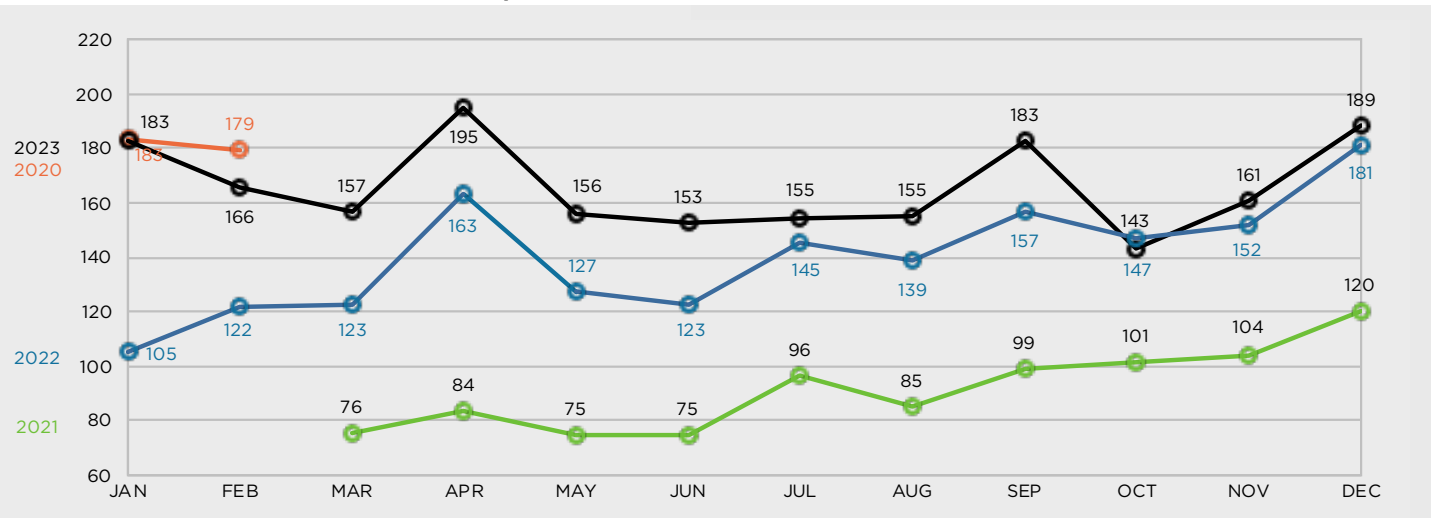


Cash Balances

In addition to our operating cash, we maintain designated reserve funds and special donor restricted funds for certain ministry initiatives.



FOUR-YEAR ATTENDANCE TRENDS / AVERAGE ADULT ATTENDANCE BY MONTH



NOTE: MARCH 2020 TO FEB 2021 NOT PRESENTED DUE TO COVID IMPACT