

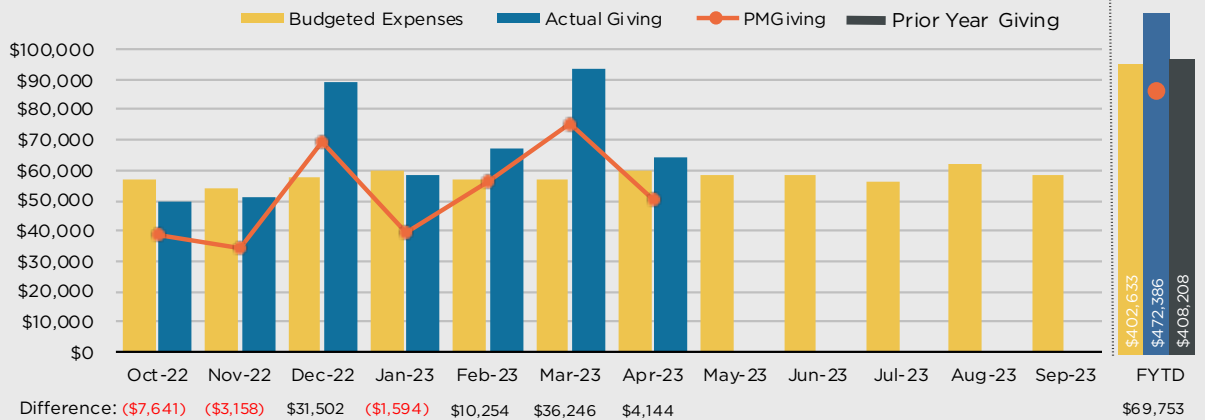
## Financial Snapshot for the Participating Members

APR 2023

### Giving to the Mission

In order to fund the Warehouse 242 mission in 2022-2023, our Elders have established a budget of \$696,000.

MONTHLY GIVING / FY 2022-23



### Giving by our Participating Members

Participating Members are our committed core who have completed the Loading Dock class and resolved to financially invest in the mission of Warehouse242.

Our goal is to have 100% participation in funding the mission.

A Participating Member unit is an individual or a couple.

**172**  
Participating Members  
APR 23

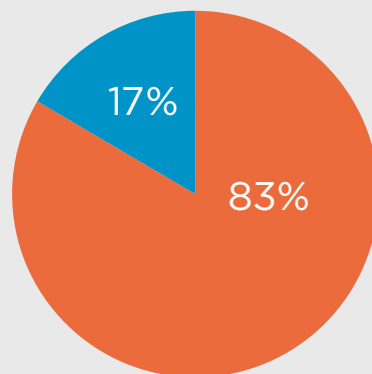
**106**  
Participating Member  
Giving Units

**68**  
PM Giving Units  
Contributed

**64%**  
Gave to the Mission  
in APR 23

**63%** **62%**  
MAR 23 FEB 23

Portion of Budgeted Expenses Funded by the Participating Membership

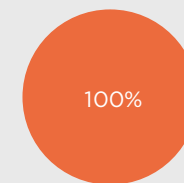


APR 2023

● Funded by Participating Members  
● Gap between PM Giving & Budgeted Expenses



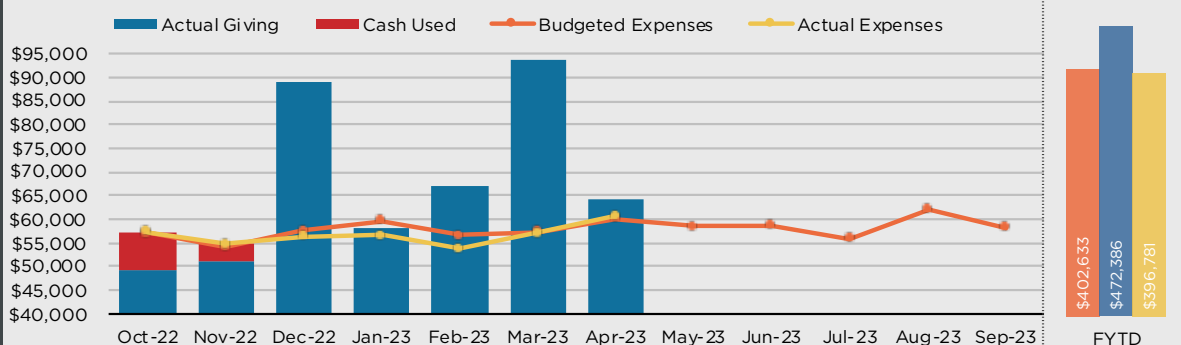
MAR 2023



FEB 2023

### Cash Flow

Our goal is to have monthly giving meet or exceed our monthly budgeted expenses.

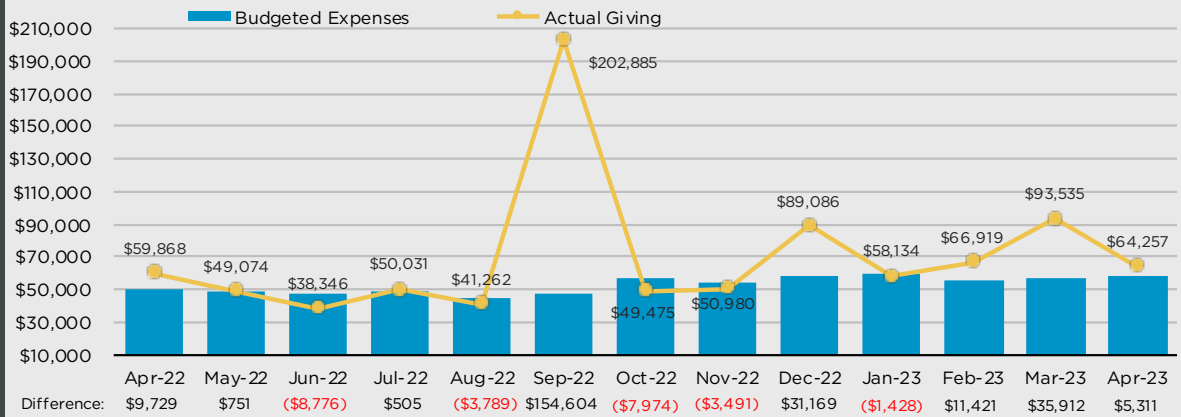


## Financial Snapshot Expanded Information

APR 2023

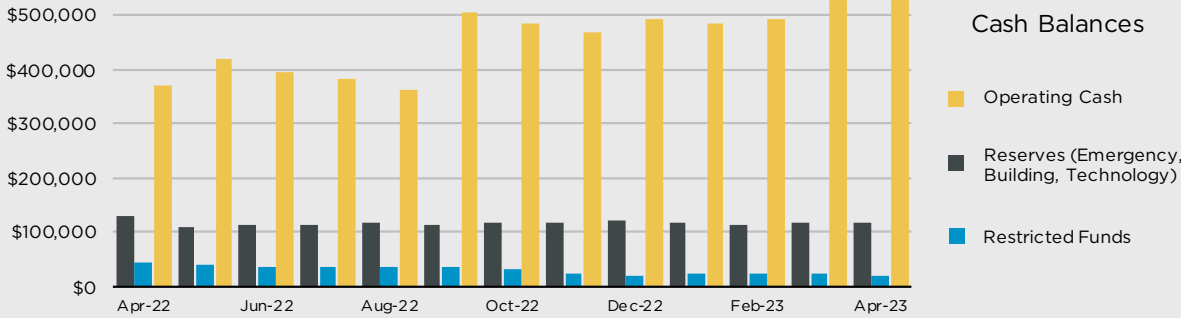
### 13-Month Giving Trends

This data reflects the 13-month trending of both Actual Giving versus Budgeted Expenses. This should assist in understanding the regular yearly fluctuations in giving and spending patterns.

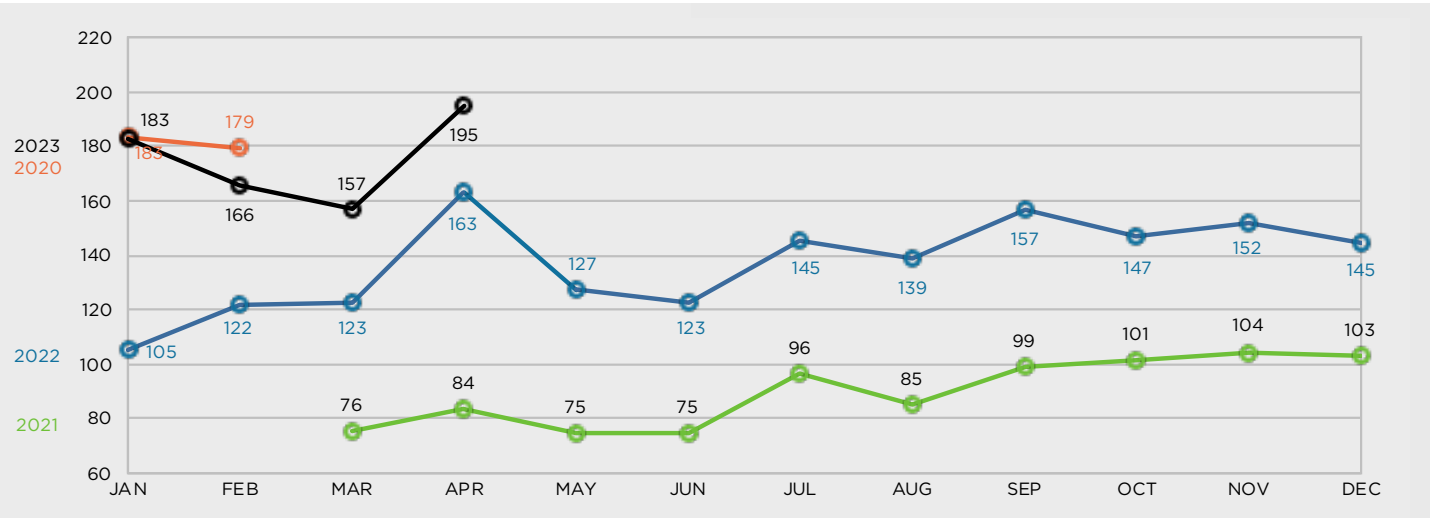


### Cash Balances

In addition to our operating cash, we maintain designated reserve funds and special donor restricted funds for certain ministry initiatives.



### FOUR-YEAR ATTENDANCE TRENDS / AVERAGE ADULT ATTENDANCE BY MONTH



NOTE: MARCH 2020 TO FEB 2021 NOT PRESENTED DUE TO COVID IMPACT